



MORNING MANTRA



Daily Derivatives & Market Report

Sep 23, 2025



Indian equity benchmarks ended lower with cut of around half percent on Monday ahead of weekly F&O expiry. Indices made a negative start, weighed down by IT stocks amid concerns over the US President Donald Trump's decision to raise H-1B visa fees to \$1,00,000 per worker. In the final leg of the session, markets slipped further, ending near the day's low points.

Some of the important factors in trade:

Retail inflation for farm workers up at 1.07% in August: Traders remained cautious as the labour ministry in its latest data stated that retail inflation for farm and rural workers increased to 1.07 per cent and 1.26 per cent in August 2025 from 0.77 per cent and 1.01 per cent, respectively, in July.

India's forex reserves jump \$4.69 billion to \$702.96 billion: Traders paid no head toward the Reserve Bank of India has said that India's forex reserves jumped \$4.698 billion to \$702.966 billion for the week ended September 12, 2025.

UAE firms keen to invest in Indian infra, banking, startups, logistics sectors: Traders overlooked Commerce and Industry Minister Piyush Goyal's statement that the UAE companies are looking at multiple sectors, such as infrastructure, data centres, banking, startups and logistics, in India to increase their investments.

Global front: European markets were trading in red, as investors awaited a key U.S. inflation reading as well as comments from several Federal Reserve officials this week for additional clues on the Federal Reserve's rate trajectory. Asian markets ended mixed following the Bank of Japan's announcement of sale of exchange-traded funds.

MARKET SELFIE



MARKET SUMMARY

Domestic Indices	Close	Points	% Change
SENSEX	82102.1	-57.87	-0.07
NIFTY	25169.5	-32.85	-0.13
MIDCAP	46367.85	-133.38	-0.29
SMLCAP	54043.7	-189.93	-0.35
BSEFMC	20376.46	-264.31	-1.28
HEALTHCARE	44573.59	-195.93	-0.44
AUTO	61028.38	371.71	0.61
POWER	6962.74	-22.61	-0.32
REALTY	7089.48	-63.45	-0.89
BSE IT	34769.38	-218.82	-0.63
BANKEX	62625.34	429.94	0.69
OIL GAS	26856.65	-64.89	-0.24
METAL	33579.08	321.4	0.97
INDIA VIX	10.625	0.0675	0.64

ADVANCE - DECLINE

Index	Advance	Decline	Unchanged
NSE	1329	1713	93
BSE	1798	2353	169

MARKET TURNOVER (₹ in Crs)

Segment	Current	Previous	Net %
BSE CASH	7663	8555	(10)
NSE CASH	105317	103101	2
NSE F&O	197297	177325	11

KEY INDICES RATIOS

INDEX	P/E	P/B	Dividend Yield
NIFTY	22.11	3.36	1.34
SENSEX	22.71	4.38	1.17

KEY NUMBERS TRACKER



FII – DII ACTIVITY IN CASH SEGMENT (₹ in Crs)

FII-DII*	Buy	Sell	Net
DII	13006	10067	2939
FII	12074	15596	(3521)

Note: FPI & DII Figures are provisional

FII ACTIVITY IN DERIVATIVES SEGMENT (₹ in Crs)

FII	Buy	Sell	Net
Ind. Futures	2891.48	2484.74	407
Ind. Options	3847657.71	3839552.65	8105
Stk. Futures	22314.99	21528.22	787
Stk. Options	43953.65	43455.53	498

PUT-CALL RATIO

Index	Current	Previous
NIFTY	0.76	0.57
BANK NIFTY	1.12	0.95

DOLLAR INDEX

Dollar Index	Current	Previous	% Change
DXY	97.37	97.34	0.02

10-YEARS G-SEC YIELD

Country	Current	Previous	% Change
INDIA	6.478	6.500	-0.05
USA	4.679	4.710	-0.09

KEY COMMODITIES TRACKER (in \$)

Commodity	Current	Change Points	% Change
Gold	3775.68	28	0.75
Silver	44.28	0.27	0.63
Crude-Oil	63.43	1.11	1.80
Brent-Crude	67.66	1.09	1.63

CURRENCY FUTURES & INDEX TRENDS TRACKER



CURRENCY FUTURES

Expiry	Close	Change Points	% Change
26 AUG-25 USD-INR	88.76	0.44	0.51
26 AUG-25 EUR-INR	104.70	0.70	0.67
26 AUG-25 GBP-INR	119.96	0.64	0.54
26 AUG-25 JPY- INR	60.19	0.36	0.60

INDICES – SUPPORT-RESISTANCE-PIVOT LEVELS

Index	Close	S2	S1	Pivot	R1	R2
NIFTY	25170	24995	25082	25172	25259	25349
SENSEX	82102	81489	81796	82083	82389	82677
NIFTY FUTURES	25256	25074	25165	25249	25340	25424
BANK NIFTY	55510	54941	55225	55444	55728	55947
CNX IT	35249	34891	35070	35356	35535	35822
CNX MIDCAP	58497	57993	58245	58545	58797	59097
CNX SMALLCAP	18192	18025	18108	18229	18312	18433
INDIA VIX	10.62	9.55	10.09	10.49	11.03	11.43

INDEX TREND ANALYSIS

Index	Daily	Weekly	Monthly
NIFTY	Neutral	Buy	Buy
SENSEX	Neutral	Buy	Buy
NIFTY FUTURES	Neutral	Buy	Buy
BANK NIFTY	Buy	Buy	Buy
CNX IT	Neutral	Neutral	Neutral
CNX MIDCAP	Neutral	Buy	Buy
CNX SMALLCAP	Neutral	Buy	Buy
INDIA VIX	Neutral	Sell	Sell

SECURITIES BAN IN F&O TRADES FOR 23-09-2025

RBLBANK, SAMMAANCAP, HFCL

TECHNICAL VIEWS



NIFTY

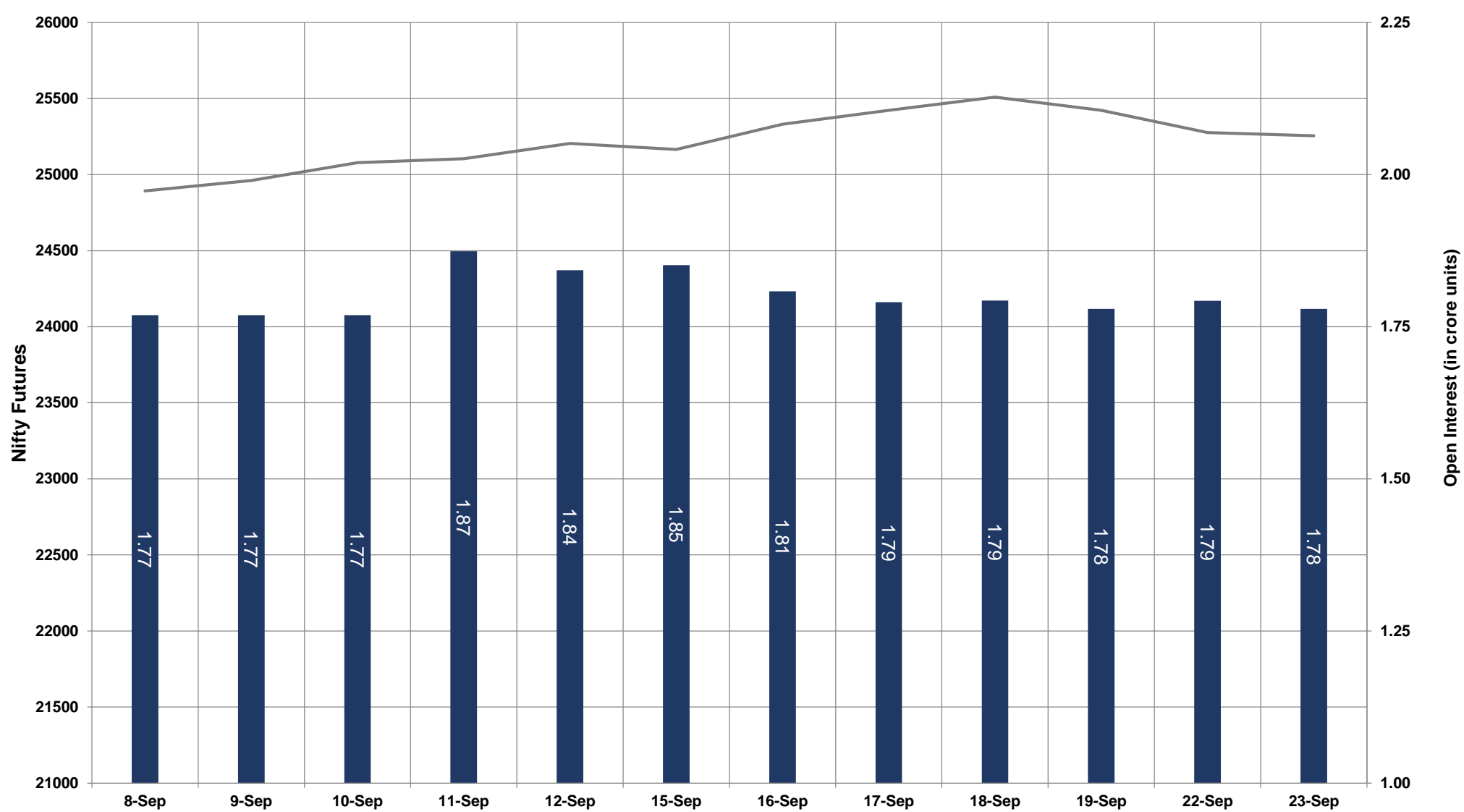


- Nifty Cash = **25169.50 (-0.13%)**
- Resistance levels = **25250** and **25350**
- Support levels = **25100** and **25000**

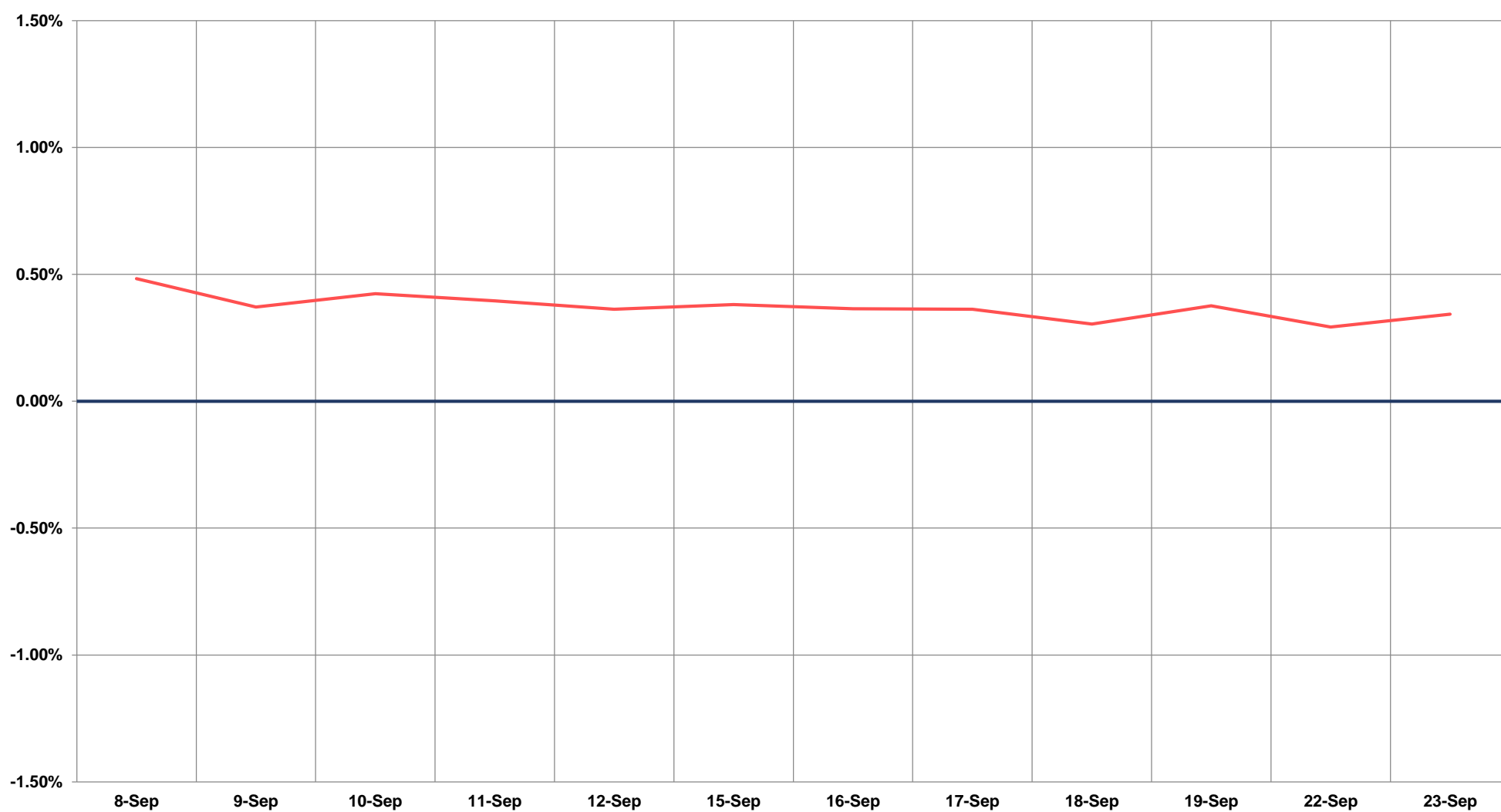
TECHNICAL VIEWS



NIFTY FUTURES



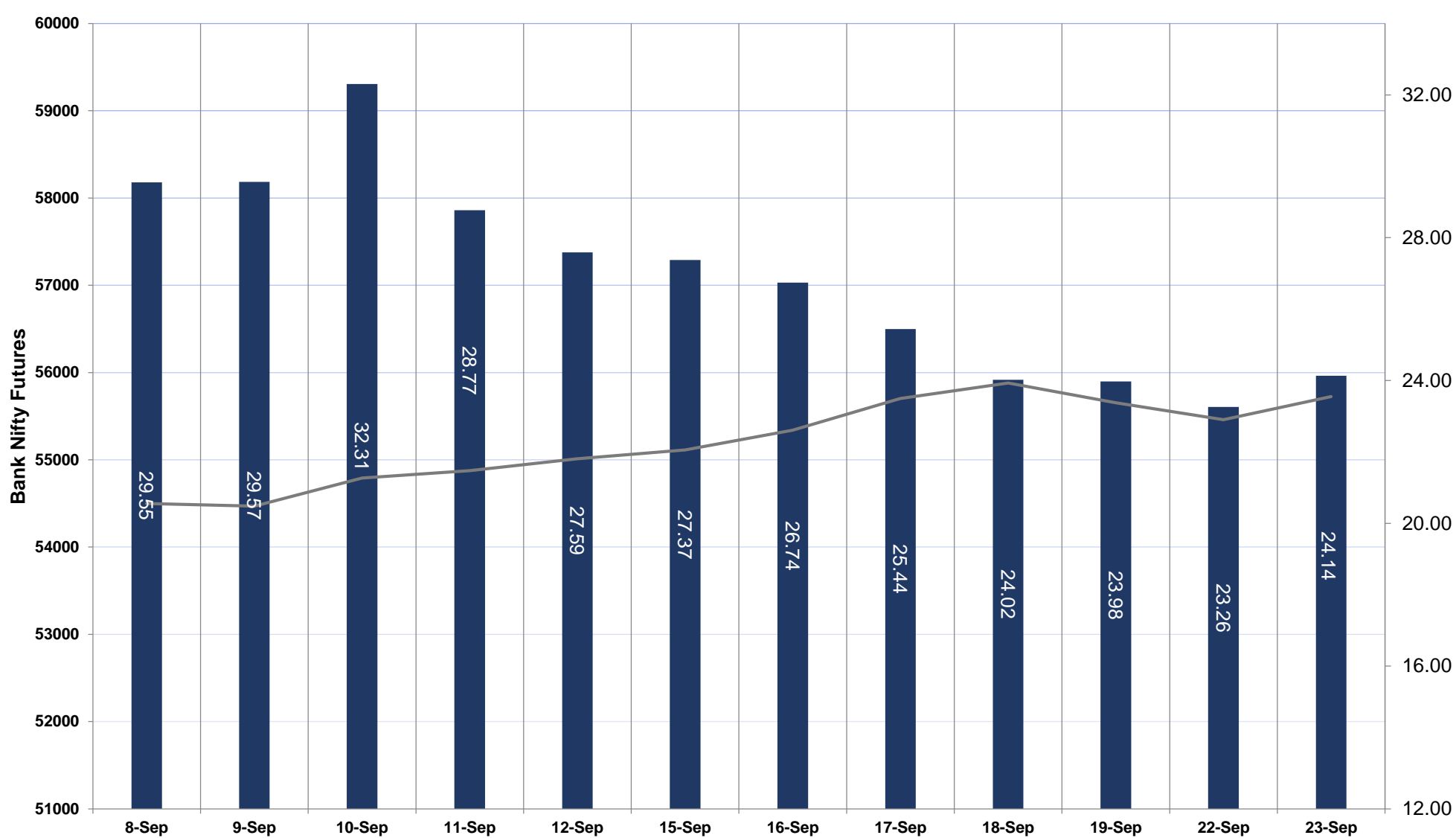
SPREAD: FUTURE & SPOT



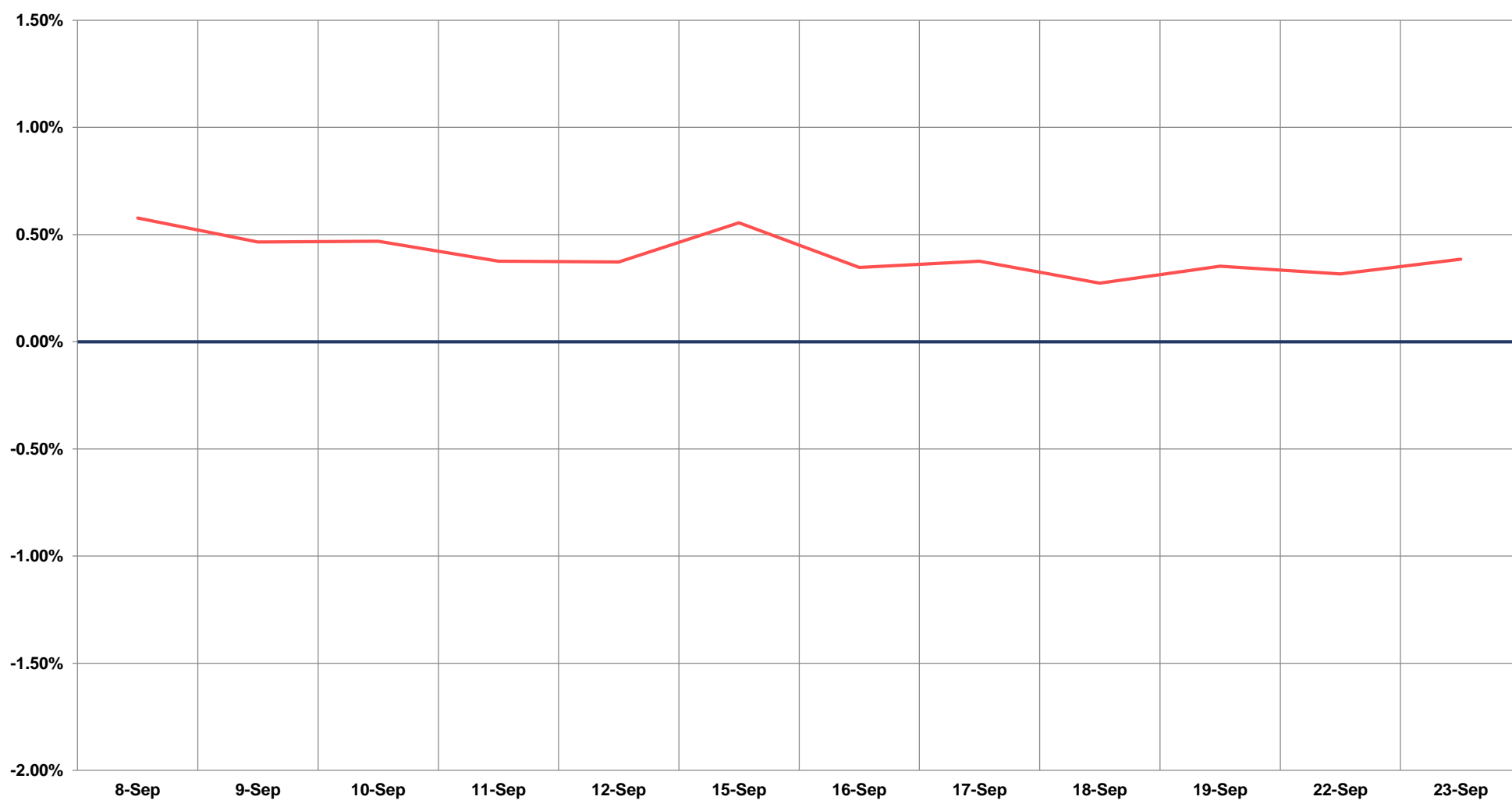
TECHNICAL VIEWS



BANK NIFTY FUTURES



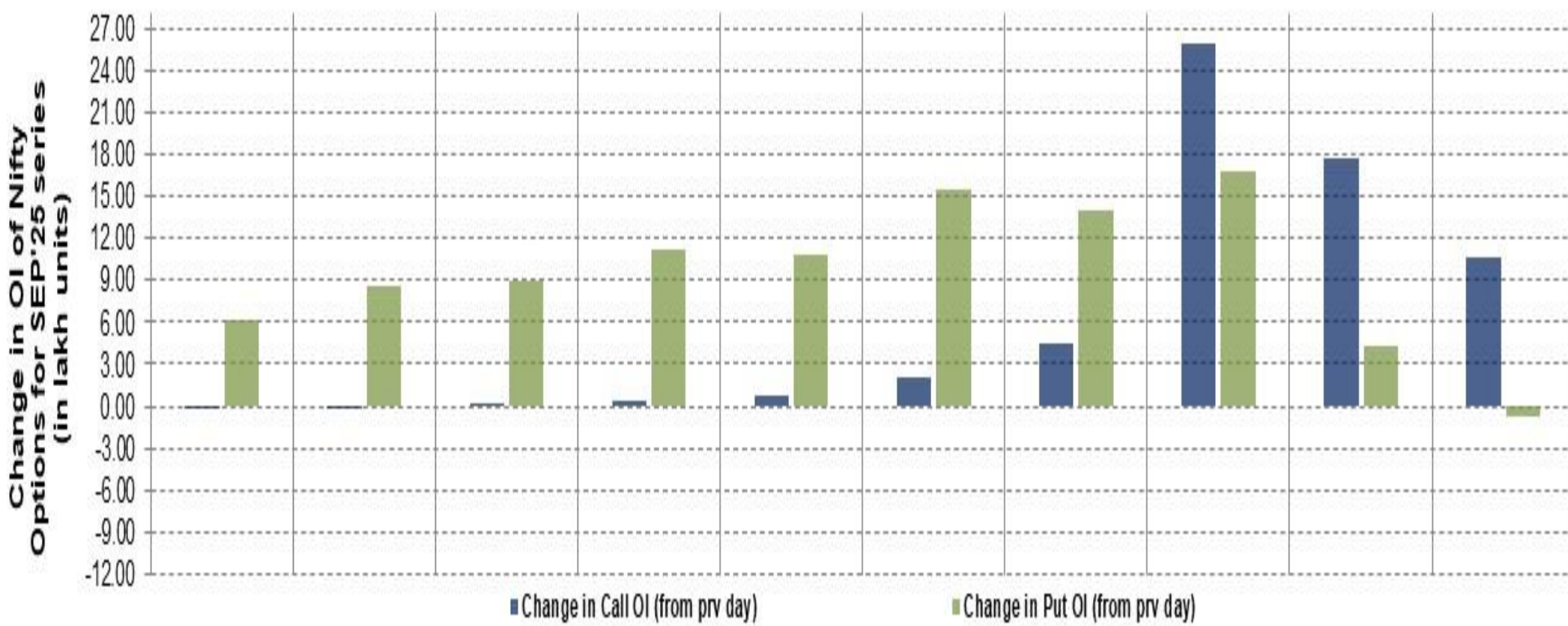
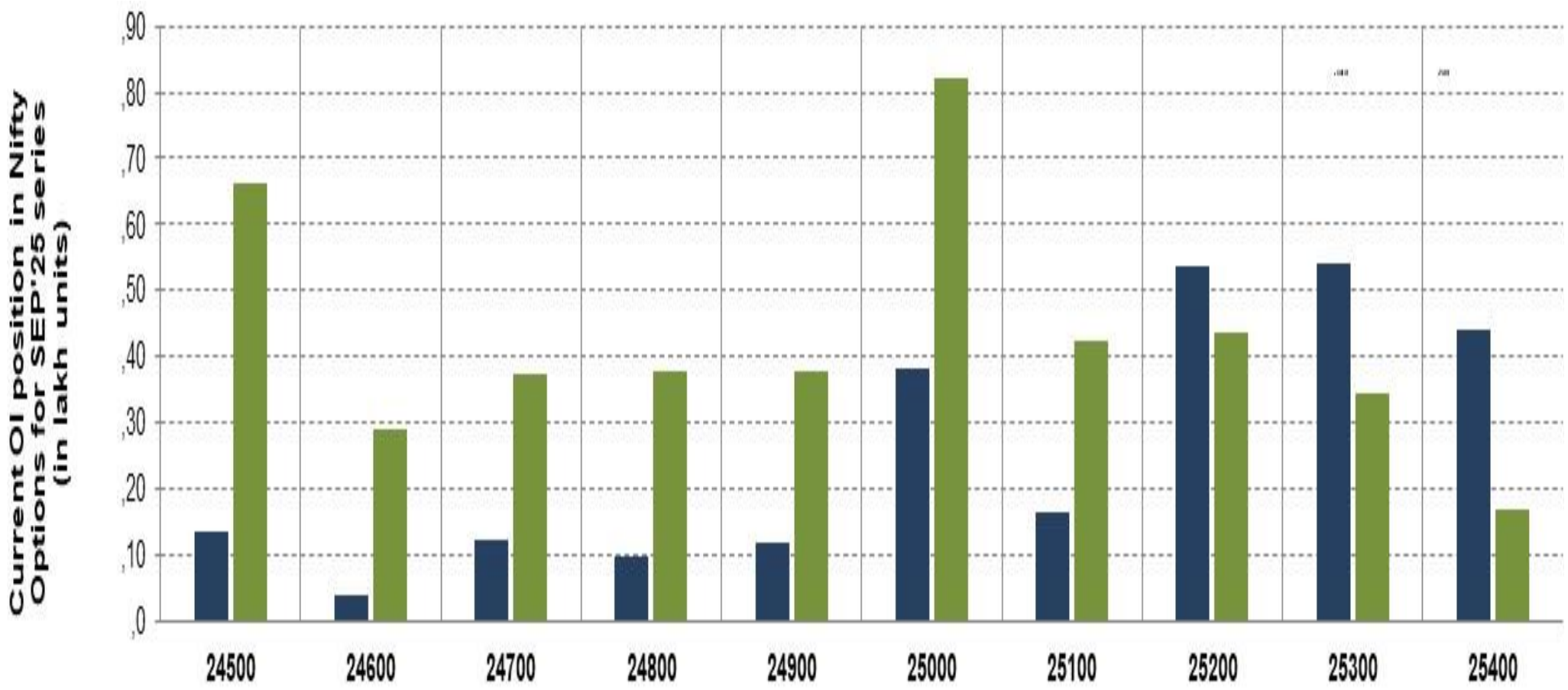
SPREAD: FUTURE & SPOT



TECHNICAL VIEWS



NIFTY OPTIONS



- **Most Active Nifty Call** with an addition of 2.59 million in Open Interests is **Strike Price of 25400**
- **Most Active Nifty Put** with an addition of 1.68 millions in Open Interests is **Strike Price of 25000**
- **Maximum Open Interest an outstanding** was 5.41 millions for Calls at **Strike Price of 25300**
- **Maximum Open Interest an outstanding** was 8.21 millions for puts at **Strike Price of 25000**

Disclaimer



The Information provided by SMS or in newsletter or in any document has been prepared by Shah Investor's Home Ltd (SIHL). The Information provided by SMS or in newsletter does not constitute an offer or solicitation for the purchase or sale of any financial instrument or as an official confirmation of any transaction. The information contained herein is from publicly available data or other sources believed to be reliable, but we do not represent that it is accurate or complete and it should not be relied on as such. SIHL or any of its affiliates/ group companies shall not be in any way responsible for any loss or damage that may arise to any person from any error in the information contained in this report or SMS. This Information provided by SMS, reports or in newsletter is provided for assistance only and is not intended to be and must not alone be taken as the basis for an investment decision. The user assumes the entire risk of any use made of this information. Each recipient of this Information provided by SMS, report or in newsletter should make such investigation as it deems necessary to arrive at an independent evaluation of an investment in the securities of companies referred to in this information provided by SMS, report or in newsletter (including the merits and risks involved), and should consult his own advisors to determine the merits and risks of such investment. The investment discussed or views expressed may not be suitable for all investors. This information is strictly confidential and is being furnished to you solely for your information.

The information should not be reproduced or redistributed or passed on directly or indirectly in any form to any other person or published, copied, in whole or in part, for any purpose. The information provided by report or SMS is not directed or intended for distribution to, or use by, any person or entity who is a citizen or resident of or located in any locality, state, country or other jurisdiction, where such distribution, publication, availability or use would be contrary to law, regulation or which would subject SIHL and affiliates/ group companies to any registration or licensing requirements within such jurisdiction. The distribution of this Information provided by SMS or in newsletter in certain jurisdictions may be restricted by law, and persons in whose possession this Information provided by SMS or in newsletter comes, should inform themselves about and observe, any such restrictions. The information given or Information provided by SMS, report or in newsletter is as of the date of the issue date of report or the date on which SMS provided and there can be no assurance that future results or events will be consistent with this information. This information is subject to change without any prior notice. SIHL reserves the right to make modifications and alterations to this statement as may be required from time to time. However, SIHL is under no obligation to update or keep the information current.

Nevertheless, SIHL is committed to providing independent and transparent recommendation to its client and would be happy to provide any information in response to specific client queries. Neither SIHL nor any of its affiliates, group companies, directors, employees, agents or representatives shall be liable for any damages whether direct, indirect, special or consequential including lost revenue or lost profits that may arise from or in connection with the use of the information. Past performance is not necessarily a guide to future performance. The disclosures of interest statements incorporated in the Information provided by SMS, report or in newsletter are provided solely to enhance the transparency and should not be treated as endorsement of the views expressed in the report. The analyst for this report certifies that all of the views expressed in this report accurately reflect his or her personal views about the subject company or companies and its or their securities, and no part of his or her compensation was, is or will be, directly or indirectly related to specific recommendations or views expressed in this report.